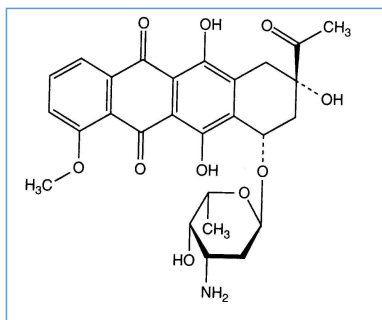


# Stabilis



## Daunorubicin hydrochloride



Noms commerciaux

|               |   |
|---------------|---|
| Cerubidin     | Danemark, Grande Bretagne, Irlande, Norvège, Suède  |
| Cerubidine    | Belgique, Canada, Chili, Etats Unis d'Amérique, France, Luxembourg, Maroc, Pays bas, Suisse, Tunisie, Turquie |
| D Blastin     | Maroc   |
| Daunac        | Colombie  |
| Daunobin      | Inde  |
| Daunoblastin  | Allemagne, Autriche   |
| Daunoblastina | Arabie Saoudite, Espagne, Grèce, Hongrie, Iran, Italie, Vénézuéla   |
| Daunocin      | Inde, Malaisie, Pérou   |
| Daunogobbi    | Argentine   |
| Daunomed      | Inde, Pérou   |
| Daunomycin    | Inde  |
| Daunoplus     | Inde  |
| Daunorubicin  | Australie, Canada, Etats Unis d'Amérique, Grande Bretagne, Nouvelle Zélande                                   |
| Daunorubicina | Chili, Colombie, Equateur, Mexique, Pérou   |
| Daunorubitec  | Inde  |
| Daunoside     | Inde  |
| Daunotec      | Inde, Vénézuéla   |
| Daurocina     | Chili   |
| Epodoxo       | Pérou   |
| Maxidauno     | Argentine, Equateur   |
| Oncodaunotec  | Colombie  |
| Rubilem       | Mexique   |
| Runabicon     | Colombie, Mexique   |
| Zuleb         | Mexique   |



### Stabilité des solutions

|  |  |  | 0,016 mg/ml | 4°C  |  | 7  |  |  | 148  |
|--|--|--|-------------|------|--|----|--|--|------|
|  |  |  | 0,02 mg/ml  | 22°C |  | 48 |  |  | 1897 |

|     |    |                  |       |  |    |  |  |      |
|-----|----|------------------|-------|--|----|--|--|------|
| PVC |    | 0,1 mg/ml        | -20°C |  | 43 |  |  | 686  |
| PVC |    | 0,1 mg/ml        | 22°C  |  | 8  |  |  | 1897 |
| PVC |    | 0,1 mg/ml        | 25°C  |  | 43 |  |  | 686  |
| PVC |    | 0,1 mg/ml        | 4°C   |  | 43 |  |  | 686  |
| PVC |    | 0,1 mg/ml        | 4°C   |  | 8  |  |  | 1897 |
| PE  |    | 0,02 mg/ml       | 22°C  |  | 48 |  |  | 1897 |
| PE  |    | 0,02 & 0,1 mg/ml | 25°C  |  | 3  |  |  | 1520 |
| PE  |    | 0,02 & 0,1 mg/ml | 4°C   |  | 8  |  |  | 1520 |
| PE  |    | 0,1 mg/ml        | 22°C  |  | 8  |  |  | 1897 |
| PP  |    | 0,1 mg/ml        | 25°C  |  | 28 |  |  | 632  |
| PP  |    | 0,0157 mg/ml     | 25°C  |  | 48 |  |  | 152  |
| PP  |    | 0,0157 mg/ml     | 4°C   |  | 48 |  |  | 152  |
| PP  | RL | 0,1 mg/ml        | 25°C  |  | 28 |  |  | 632  |
| POF |    | 0,4 >> 3 mg/ml   | 22°C  |  | 14 |  |  | 3438 |
| POF |    | 0,4 >> 3 mg/ml   | 4°C   |  | 14 |  |  | 3438 |
|     |    | 2 mg/ml          | 4°C   |  | 43 |  |  | 686  |



## Stabilité en mélange

| PVC |  | 0,03 mg/ml   | 20°C |  | Cytarabine : 0,26 mg/ml<br>Etoposide : 0,4 mg/ml    | 72 |  | 643 |
|-----|--|--------------|------|--|---|----|--|-----|
| PP  |  | 0,0157 mg/ml | 25°C |  | Etoposide : 0,157 mg/ml<br>Cytarabine : 0,157 mg/ml | 48 |  | 152 |
| PP  |  | 0,0157 mg/ml | 4°C  |  | Etoposide : 0,157 mg/ml<br>Cytarabine : 0,157 mg/ml | 48 |  | 152 |

































































## Facteur influençant la stabilité

|  |  |             |  |  |      |
|--|--|-------------|--|--|------|
|  |  |             |  |  | 1284 |
|  |  | < 0,5 mg/ml |  |  | 1265 |



## Compatibilités

|   |    |     |        |
|---|---|---|---|
|    |    | Daunorubicin hydrochloride : 1 mg/ml<br>Allopurinol sodium : 3 mg/ml                  |  307    |
|   |    | Daunorubicin hydrochloride : 1 mg/ml<br>Amifostine : 10 mg/ml                         |  3      |
|   |    | Daunorubicin hydrochloride : 1 mg/ml<br>Anidulafungin : 0.5 mg/ml                     |  1982   |
|    |    | Daunorubicin hydrochloride : 1 mg/ml<br>Aztreonam : 40 mg/ml                          |  99     |
|   |    | Daunorubicin hydrochloride : 1 mg/ml<br>Caspofungin acetate : 0,7 mg/ml               |  2247   |
|    |    | Daunorubicin hydrochloride<br>Dexamethasone sodium phosphate                          | 3668  |
|    |    | Daunorubicin hydrochloride<br>Dexamethasone sodium phosphate                          | 3604  |
|   |    | Daunorubicin hydrochloride : 1 mg/ml<br>Etoposide phosphate : 5 mg/ml                 |  1410   |
|   |    | Daunorubicin hydrochloride : 1 mg/ml<br>Filgrastim : 30 µg/ml                         |  244    |
|   |   | Daunorubicin hydrochloride : 2 mg/ml<br>Fludarabine phosphate : 1 mg/ml               |  492    |
|  |  | Daunorubicin hydrochloride<br>Fludarabine phosphate                                   | 3604  |
|  |  | Daunorubicin hydrochloride<br>Fluorouracil  | 3474  |
|   |  | Daunorubicin hydrochloride : 1 mg/ml<br>Gemcitabine hydrochloride : 10 mg/ml          |  1423 |
|  |  | Daunorubicin hydrochloride<br>Heparin sodium  | 3540  |
|  |  | Daunorubicin hydrochloride<br>Heparin sodium  | 3604  |
|  |  | Daunorubicin hydrochloride<br>Hydrocortisone sodium succinate                         | 3604  |
|  |  | Daunorubicin hydrochloride : 1 mg/ml<br>Lansoprazole : 0.55 mg/ml                     |  1625 |
|   |  | Daunorubicin hydrochloride : 1 mg/ml<br>Melphalan : 0.1 mg/ml                         |  169  |
|   |  | Daunorubicin hydrochloride : 0.52 mg/ml<br>Methotrexate sodium : 30 mg/ml             |  150  |
|  |  | Daunorubicin hydrochloride<br>Methylprednisolone acetate                              | 3604  |
|  |  | Daunorubicin hydrochloride<br>Methylprednisolone sodium succinate                     | 3604  |
|   |  | Daunorubicin hydrochloride : 2 mg/ml<br>Ondansetron hydrochloride : 1 mg/ml           |  334  |
|  |  | Daunorubicin hydrochloride : 1 mg/ml<br>Piperacillin sodium / tazobactam : 40/5 mg/ml |  81   |
|   |  | Daunorubicin hydrochloride : 0.52 mg/ml<br>Sodium bicarbonate : 14 mg/ml              |  150  |

|   |  |  |     |
|---|--|--|-----|
|   | Daunorubicin hydrochloride : 1 mg/ml<br>Teniposide : 0.1 mg/ml         |   | 905 |
|  | Daunorubicin hydrochloride : 1 mg/ml<br>Thiotepa : 1 mg/ml             |  | 249 |
|  | Daunorubicin hydrochloride : 1 mg/ml<br>Vinorelbine tartrate : 1 mg/ml |  | 84  |
|  | Daunorubicin hydrochloride : 0.52 mg/ml                                |  | 150 |



## Voie d'administration



## Bibliographie










































|     | Type  | Source   |
|-----|-------|--|
| 3   | Revue | Trissel LA, Martinez JF.<br>Compatibility of amifostine with selected drugs during simulated Y-site administration.<br>Am J Health-Syst Pharm 1995 ; 52: 2208-2212.  |
| 81  | Revue | Trissel LA, Martinez JF.<br>Compatibility of piperacillin sodium plus tazobactam with selected drugs during simulated Y-site injection.<br>Am J Hosp Pharm 1994 ; 51: 672-678.   |
| 84  | Revue | Trissel LA, Martinez JF.<br>Visual, turbidimetric, and particle-content assessment of compatibility of vinorelbine tartrate with selected drugs during simulated Y-site injection.<br>Am J Hosp Pharm 1994 ; 51: 495-499.  |
| 99  | Revue | Trissel LA, Martinez JF.<br>Compatibility of aztreonam with selected drugs during simulated Y-site administration.<br>Am J Health-Syst Pharm 1995 ; 52: 1086-1090.   |
| 148 | Revue | Dine T, Cazin JC, Gressier B, Luycks M, Brunet C, Cazin M, Goudaliez F, Mallevais ML, Toraub I.<br>Stability and compatibility of four anthracyclines: doxorubicin, epirubicin, daunorubicin and pirarubicin with PVC infusion bags.<br>Pharm Weekbl [Sci] 1992 ; 14: 365-369. |
| 150 | Revue | Aujoulat P, Coze C, Braguer D, Raybaud C.<br>Physicochemical compatibility of methotrexate with co-administered drugs during cancer chemotherapy regimens.<br>J Pharm Clin 1993 ; 12: 31-35.   |
| 152 | Revue | Chevrier R, Sautou V, Pinon V, Demecop F, Chopineau J.<br>Stability and compatibility of a mixture of the anti-cancer drugs etoposide, cytarabine and daunorubicine for infusion.<br>Pharm Acta Helv 1995 ; 70: 141-148.   |
| 169 | Revue | Trissel LA, Martinez JF.<br>Physical compatibility of melphalan with selected drugs during simulated Y-site administration.<br>Am J Hosp Pharm 1993 ; 50: 2359-2363.   |
| 244 | Revue | Trissel LA, Martinez JF.<br>Compatibility of filgrastim with selected drugs during simulated Y-site administration.<br>Am J Hosp Pharm 1994 ; 51: 1907-1913.   |

|      |             |   |
|------|-------------|---|
| 249  | Revue       | Trissel LA, Martinez JF.<br>Compatibility of thiotepa (lyophilized) with selected drugs during simulated Y-site administration.<br>Am J Health-Syst Pharm 1996 ; 53: 1041-1045.   |
| 307  | Revue       | Trissel LA, Martinez JF.<br>Compatibility of allopurinol sodium with selected drugs during simulated Y-site administration.<br>Am J Hosp Pharm 1994 ; 51: 1792-1799.  |
| 334  | Revue       | Trissel LA, Tramonte SM, Grilley BJ.<br>Visual compatibility of ondansetron hydrochloride with selected drugs during simulated Y-site injection.<br>Am J Hosp Pharm 1991 ; 48: 988-992.   |
| 492  | Revue       | Trissel LA, Parks NPT, Santiago NM.<br>Visual compatibility of fludarabine phosphate with antineoplastic drugs, anti-infectives, and other selected drugs during simulated Y-site injection.<br>Am J Hosp Pharm 1991 ; 48: 2186-2189.                 |
| 632  | Revue       | Beijnen JH, Rosing H, De Vries PA, Underberg WJM.<br>Stability of anthracycline antitumour agents in infusion fluids.<br>J Parenter Sci Technol 1985 ; 39: 220-222.   |
| 643  | Revue       | Seargeant LE, Kobrinsky NL, Sus CJ, Nazeravich DR.<br>In vitro stability and compatibility of daunorubicin, cytarabine, and etoposide.<br>Cancer Treat Rep 1987 ; 71: 1189-1192.  |
| 686  | Revue       | Wood MJ, Irwin WJ, Scott DK.<br>Stability of doxorubicin, daunorubicin and epirubicin in plastic syringes and minibags.<br>J Clin Pharm Ther 1990 ; 15: 279-289.  |
| 905  | Revue       | Trissel LA, Martinez JF.<br>Screening teniposide for Y-site physical incompatibilities.<br>Hosp Pharm 1994 ; 29: 1010-1017.   |
| 1265 | Revue       | Wood MJ, Irwin WJ, Scott DK.<br>Photodegradation of doxorubicin, daunorubicin and epirubicin measured by high-performance liquid chromatography.<br>J Clin Pharm Ther 1990 ; 15: 291-300.   |
| 1284 | Revue       | Williams BA, Tritton TR.<br>Photoinactivation of anthracyclines.<br>Photochem Photobiol 1981 ; 34: 131-134.   |
| 1410 | Revue       | Trissel LA, Martinez JF, Simmons M.<br>Compatibility of etoposide phosphate with selected drugs during simulated Y-site injection.<br>J Am Pharm Assoc 1999 ; 39: 141-145.  |
| 1423 | Revue       | Trissel LA, Martinez JF, Gilbert DL.<br>Compatibility of gemcitabine hydrochloride with 107 selected drugs during simulated Y-site injection.<br>J Am Pharm Assoc 1999 ; 39: 514-518.   |
| 1520 | Laboratoire | Etude de stabilité des médicaments en Ecoflac®<br>B Braun 2001  |
| 1625 | Revue       | Trissel LA, Saenz C, Williams YW, Ingram D.<br>Incompatibilities of lansoprazole injection with other drugs during simulated Y-site coadministration.<br>Int J Pharm Compound 2001 ; 5: 314-321.  |
| 1897 | Revue       | Sautou-Miranda V, Brigas F, Thibault M, Chopineau J.<br>Compatibility of doxorubicin, daunorubicin and epirubicin with low-density polyethylene and polyvinyl chloride, and stability in various conditions of storage.<br>EJHP 2001 ; 7, 3: 108-115. |
| 1982 | Revue       | Trissel LA, Ogundele AB.<br>Compatibility of anidulafungin with other drugs during simulated Y-site administration.<br>Am J Health-Syst Pharm 2005 ; 62: 834-837.   |
| 2247 | Revue       | Chan P, Heatherly K, Kupiec T.C, Trissel L.A.<br>Compatibility of caspofungin acetate injection with other drugs during simulated Y-site coadministration.<br>Int J Pharm Compound 2008 ; 12, 3: 276-278.   |

|      |             |   |
|------|-------------|---|
| 3438 | Revue       | Respaud R, Quenum L, Plichon C, Tournamille J.F, Gyan E, Antier D, Viaud-Massuard M.C.<br>A stability-indicating, ion-pairing, reversed-phase liquid chromatography method for studies of daunorubicin degradation in i.v. infusion fluids.<br>J Pharm Biomed Anal 2013 ; 83 : 164-170. |
| 3474 | Laboratoire | Fluorouracil - Summary of Product Characteristics<br>Accord Healthcare Limited 2009   |
| 3540 | Laboratoire | Heparin sodium - Summary of Product Characteristics.<br>Wockhardt 2010  |
| 3604 | Laboratoire | Daunorubicine (Cérubidine®) - Résumé des caractéristiques du produit<br>Sanofi Aventis France 2012  |
| 3668 | Laboratoire | Dexamethasone - Summary of Product Characteristics<br>Hospira 2015  |



# Dictionnaire

|  |   |
|--|---|
|  Anticancéreux                      |  Injectable                        |
|  Noms commerciaux                   |  Stabilité des solutions           |
|  Contenant                          |  Molécule                          |
|  Concentration                      |  Température                       |
|  Conservation                       |  Durée de stabilité                |
|  Biosimilaire                       |  Données conflictuelles            |
|  Bibliographie                      |  Polyvinyl chlorure                |
|  NaCl 0,9% ou glucose 5%            |  A l'abri de la lumière            |
|  Jour                               |  Lumière                           |
|  Heure                              |  Non précisée                      |
|  Polyéthylène                       |  Polypropylène                     |
|  Glucose 5%                         |  Avec ou sans lumière              |
| <b>RL</b> Ringer lactate   |  Polyoléfine                      |
|  Seringue polypropylène           |  Eau pour préparation injectable |
|  Stabilité en mélange             |  Solvant                         |
|  Molécule                         |  NaCl 0,45% Glucose 5%           |
|  Facteur influençant la stabilité |  Provoque                        |
|  Dégradation                      |  Compatibilités                  |
|  Turbidité immédiate              |  Incompatible                    |
|  Chlorure de sodium 0,9%          |  Compatible                      |
|  Incompatibilité non précisée     |  Précipitation immédiate         |
|  Changement de couleur à 4 heures |  Aucun                           |
|  NaHCO <sub>3</sub>               |  Voie d'administration           |
|  Intraveineuse                    |  Perfusion intraveineuse         |
|  Bibliographie                    |  Dictionnaire                    |